

Scaled data based on original data using
LM-79-08 Approved Method: Electrical and Photometric Measurements of Solid-
State Lighting Products

Test Report Prepared for
Cooper Lighting Solutions
(formerly Eaton)

Brand: INVUE

Report Number: P596234

Luminaire Tested: **MSA-SA2B-722-U-5NQ**

Issue Date: 5/27/2021

Test Information

Test Method: LM-79-08
Report Number: P596234
TEST IS SCALED FROM IESNA LM-79-08 TEST DATA (G2-1910-543-5)
Test Lab: INNOVATIONS CENTER
Issue Date: 5/27/2021
Manufacturer: COOPER LIGHTING SOLUTIONS (FORMERLY EATON)
Product Line: INVUE
Catalog Number: MSA-SA2B-722-U-5NQ
Description: MESA POST TOP DECORATIVE LUMINAIRE. (2) LIGHTSQUARES WITH 16 LEDS EACH AND TYPE V NARROW OPTICS.
Light Source: -
Ballast/Driver: ELECTRONIC DRIVER

Summary

Lumens per Lamp: N/A
Luminaire Lumens: 7493 lumens
Efficiency: N/A
Efficacy: 88.2 lumens/watt
Luminous Opening: Rectangular (W 0.5' x L: 1' x H: 0')
IES Classification: Type V - Short
BUG Rating: B3 - U0 - G1

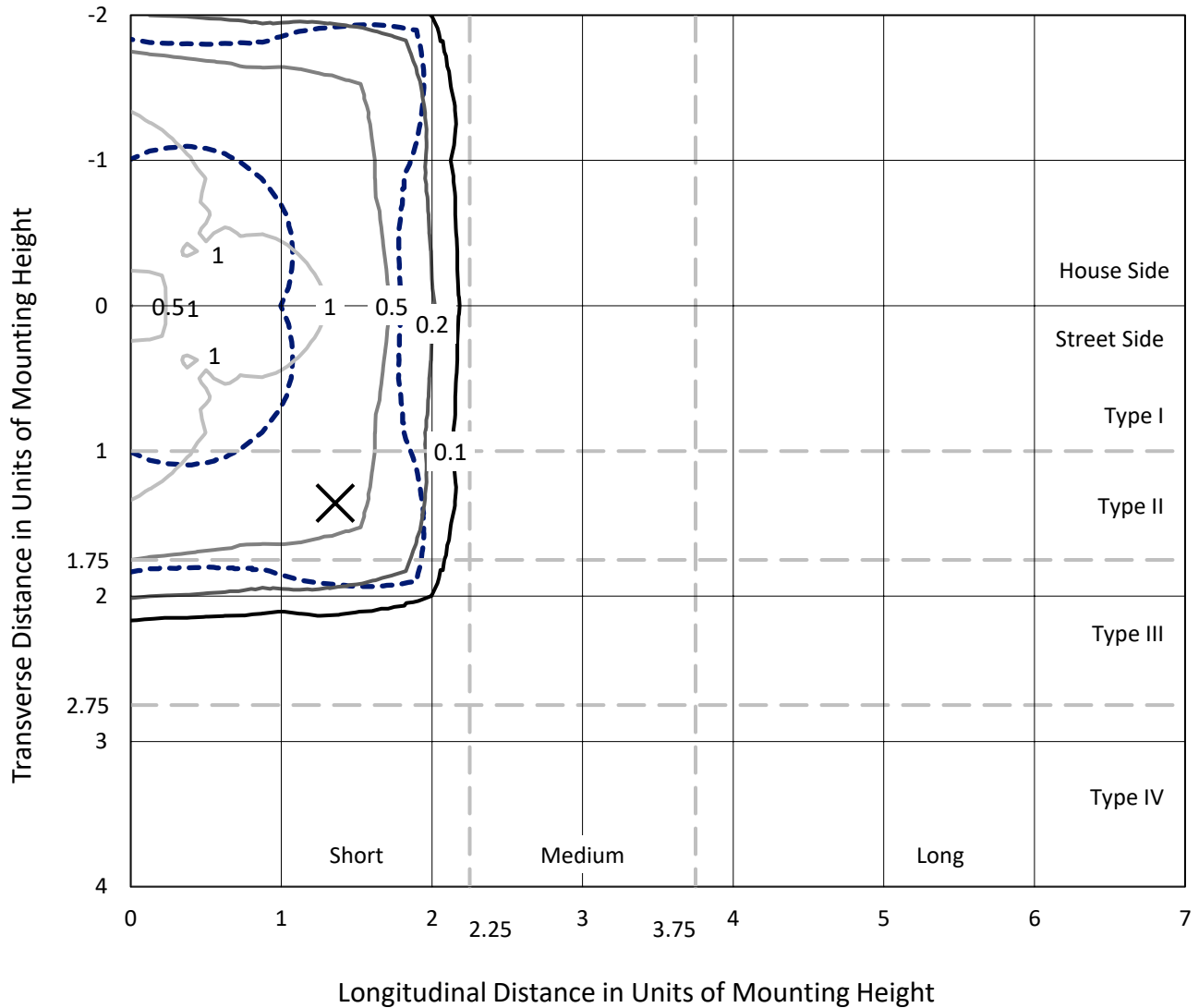
Input Watts (W): 85
Input Voltage (V): NR
Input Current (Ain): NR
Voltage Rise (V): NR
Power Factor: NR
Total Harmonic Distortion (THDi): NR
Frequency (hertz): 60
Stabilization Time: NR
Operation Time: NR
Ambient Temperature (°C): NR
Test Distance: 28.75 FT



REPORT NUMBER: P596234
 CATALOG NUMBER: MSA-SA2B-722-U-5NQ

Iso-Footcandle Lines of Horizontal Illumination

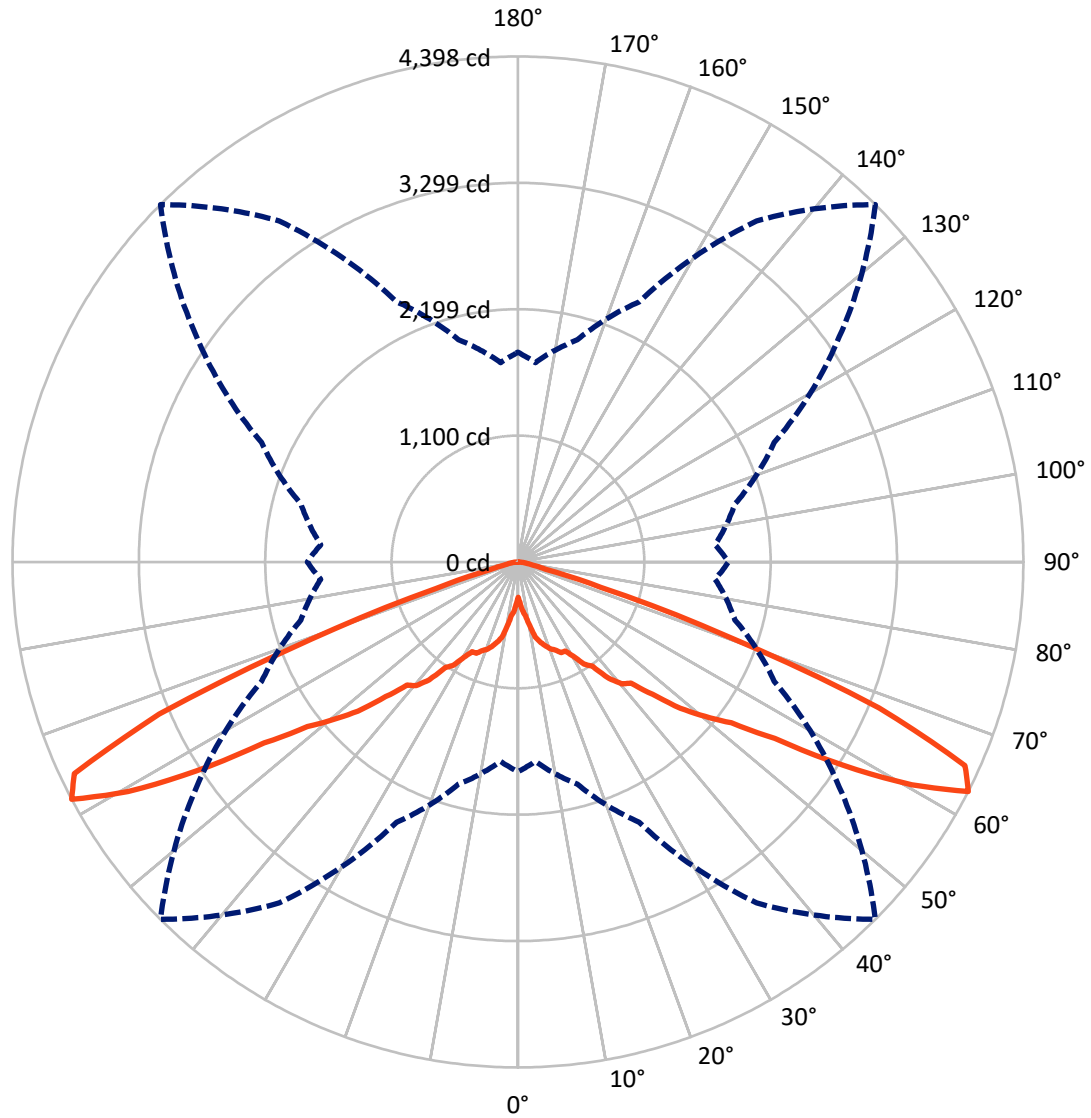
✕ Max cd
 - - - 1/2 Max cd



Based on 25 foot mounting height. Maximum calculated value = 1.3 fc
 Type V - Short - N/A

REPORT NUMBER: P596234
CATALOG NUMBER: MSA-SA2B-722-U-5NQ

Luminous Intensity Polar Plot



— Vertical Plane Through 45-Deg Lateral - - - Horizontal Cone Through 62.5-Deg Vertical

REPORT NUMBER: P596234

CATALOG NUMBER: MSA-SA2B-722-U-5NQ

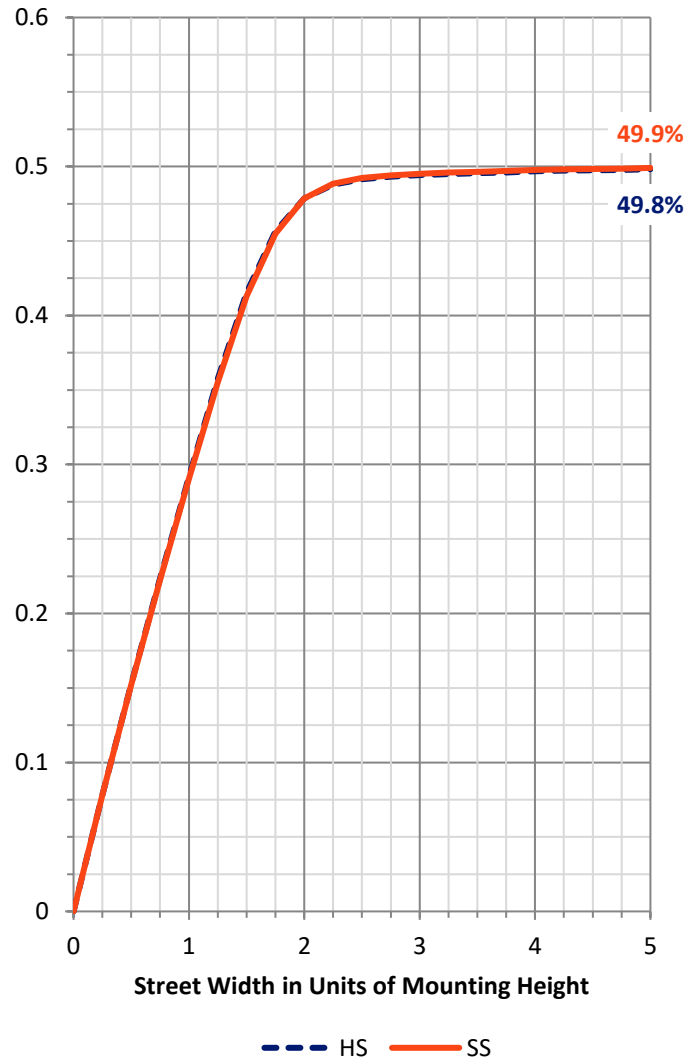
FLUX DISTRIBUTION:

		Downward	Upward	Total
House Side	Lumens	3746.5	0.0	3746.5
	% Fixture	50.0	0.0	50.0
Street Side	Lumens	3746.5	0.0	3746.5
	% Fixture	50.0	0.0	50.0
Total	Lumens	7493.0	0.0	7493.0
	% Fixture	100.0	0.0	100.0

ZONAL LUMENS:

Zone	Lumens	% Fixture
0°-10°	46.2	0.6
10°-20°	203.6	2.7
20°-30°	426.7	5.7
30°-40°	804.0	10.7
40°-50°	1459.2	19.5
50°-60°	2465.6	32.9
60°-70°	1843.2	24.6
70°-80°	206.2	2.8
80°-90°	38.4	0.5
90°-100°	0.0	0.0
100°-110°	0.0	0.0
110°-120°	0.0	0.0
120°-130°	0.0	0.0
130°-140°	0.0	0.0
140°-150°	0.0	0.0
150°-160°	0.0	0.0
160°-170°	0.0	0.0
170°-180°	0.0	0.0
0°-90°	7493.0	100.0
0°-180°	7493.0	100.0

Coefficient of Utilization



REPORT NUMBER: P596234

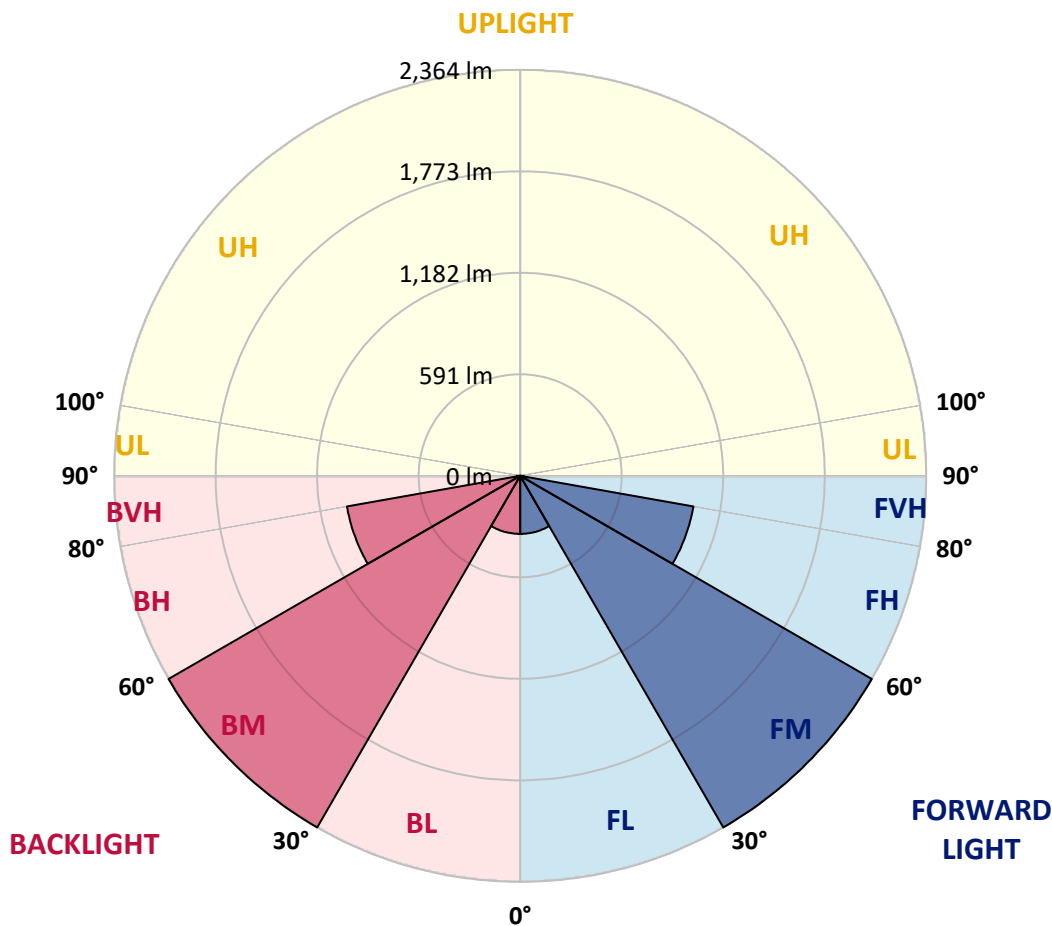
CATALOG NUMBER: MSA-SA2B-722-U-5NQ

LUMINAIRE CLASSIFICATION SYSTEM LUMEN TABLE AND BUG RATING:

Zone	Lumens	% Fixture	Zone Rating/Lumen Limit		
			B	U	G
FL (0°-30°)	338.2	4.5			
FM (30°-60°)	2364.4	31.6			
FH (60°-80°)	1024.7	13.7			G1/1800
FVH (80°-90°)	19.2	0.3			G1/100
BL (0°-30°)	338.2	4.5	B1/500		
BM (30°-60°)	2364.4	31.6	B2/2500		
BH (60°-80°)	1024.7	13.7	B3/2500		G1/1800
BVH (80°-90°)	19.2	0.3			G1/100
UL (90°-100°)	0.0	0.0		U0/0	
UH (100°-180°)	0.0	0.0		U0/0	

BUG Rating: B3-U0-G1

Type V Short





REPORT NUMBER: P596234
 CATALOG NUMBER: MSA-SA2B-722-U-5NQ

CANDELA DISTRIBUTION (FULL):

	0°	5°	15°	25°	35°	45°	55°	65°	75°	85°	90°
0°	306.4	306.4	306.4	306.4	306.4	306.4	306.4	306.4	306.4	306.4	306.4
2.5°	372.5	365.8	342.3	350.6	359.1	357.9	355.8	349.4	343.6	367.6	372.5
5°	474.9	459.7	451.5	444.8	443.2	426.8	449.3	446.9	454.5	467.3	479.8
7.5°	556.6	542.3	520.7	516.1	491.4	473.1	492.6	516.7	524.3	547.8	561.8
10°	586.5	574.0	578.0	557.6	556.3	561.5	557.3	562.7	582.9	580.1	590.5
12.5°	653.6	655.7	642.9	637.7	648.1	670.7	651.5	644.7	639.9	660.6	667.0
15°	716.4	728.9	707.8	704.5	700.2	721.3	700.5	710.6	719.4	723.7	721.3
17.5°	805.4	806.0	782.5	745.0	759.1	765.8	756.6	739.2	781.0	802.0	803.3
20°	863.9	866.1	819.7	761.2	800.8	806.9	802.4	766.1	821.6	856.6	855.1
22.5°	927.0	919.7	856.9	814.2	828.3	831.9	822.2	817.6	856.6	920.3	910.9
25°	969.4	982.8	920.3	892.9	881.0	872.5	885.0	887.4	927.3	985.3	953.2
27.5°	1070.6	1047.4	949.6	960.0	934.7	877.0	931.9	962.1	953.6	1052.3	1076.4
30°	1160.5	1161.2	1024.0	1043.8	996.8	950.2	1009.6	1053.2	1042.6	1169.1	1146.2
32.5°	1275.5	1279.7	1152.3	1099.3	1067.6	1058.7	1051.4	1099.6	1166.0	1268.5	1270.6
35°	1399.5	1436.1	1263.0	1207.2	1153.2	1114.2	1156.3	1223.0	1266.3	1430.0	1401.1
37.5°	1641.3	1579.7	1438.0	1333.1	1298.6	1283.1	1305.3	1344.1	1437.6	1578.8	1628.5
40°	1784.3	1767.2	1574.2	1486.4	1353.5	1395.0	1382.8	1488.9	1566.3	1776.9	1781.5
42.5°	2002.8	1916.9	1743.4	1631.8	1512.3	1440.4	1516.6	1659.0	1752.6	1930.6	2014.7
45°	2175.7	2065.3	1931.5	1846.7	1695.9	1642.5	1669.9	1852.2	1969.6	2091.8	2202.5
47.5°	2366.8	2247.3	2113.5	1962.9	1815.7	1902.5	1854.1	2014.4	2129.0	2304.3	2408.0
50°	2607.0	2474.7	2303.4	2179.0	2081.5	2112.0	2104.3	2218.7	2360.1	2519.8	2637.5
52.5°	2871.6	2722.0	2556.7	2441.2	2400.0	2324.4	2423.2	2470.2	2574.4	2720.7	2858.8
55°	3056.7	2907.0	2807.0	2844.2	2833.2	2711.9	2798.5	2803.4	2753.1	2805.8	2944.8
57.5°	3028.0	2885.0	2871.3	3011.9	3221.9	3339.3	3205.4	2917.7	2729.3	2704.6	2851.8
60°	2647.6	2525.3	2650.9	2968.0	3579.8	3937.1	3421.9	2831.4	2521.1	2392.7	2534.8
62.5°	1824.5	1741.9	2002.2	2497.9	3622.8	4398.3	3414.0	2460.4	1955.3	1722.4	1832.7
65°	864.8	835.0	1054.8	1583.7	3017.7	4275.1	2982.6	1664.8	1125.5	899.0	924.0
67.5°	325.3	310.3	387.2	699.6	1900.7	3390.8	2005.0	821.3	435.3	338.4	350.0
70°	184.7	174.1	184.1	255.2	765.2	1920.5	864.8	281.7	185.0	168.6	179.6
72.5°	145.4	137.2	138.7	154.3	264.0	753.9	279.8	160.7	134.4	127.7	137.5
75°	120.1	112.8	112.5	121.0	153.9	244.8	158.2	122.9	108.8	104.0	111.9
77.5°	95.4	91.1	92.4	99.1	110.4	136.9	114.6	99.4	89.3	83.5	89.0
80°	69.8	69.2	74.1	80.2	82.3	92.1	86.0	80.2	71.3	63.1	65.2
82.5°	45.7	46.0	55.2	60.1	59.1	58.8	61.6	61.3	53.3	41.8	41.8
85°	26.2	26.8	33.8	37.8	37.2	29.6	39.0	39.3	34.1	25.3	24.4
87.5°	8.5	10.7	14.6	15.5	14.9	8.2	14.9	16.5	14.9	10.7	9.5
90°	0.0	0.0	0.0	0.0	0.0	0.0	0.0	0.0	0.0	0.0	0.0

(END OF REPORT)